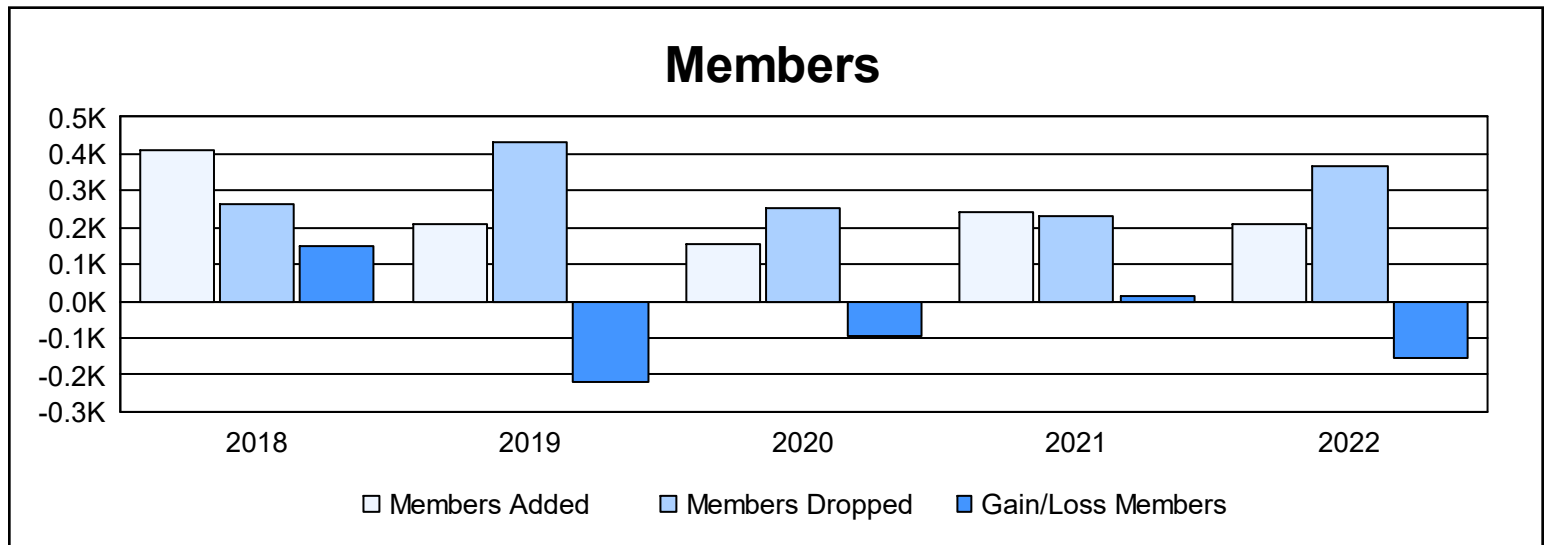
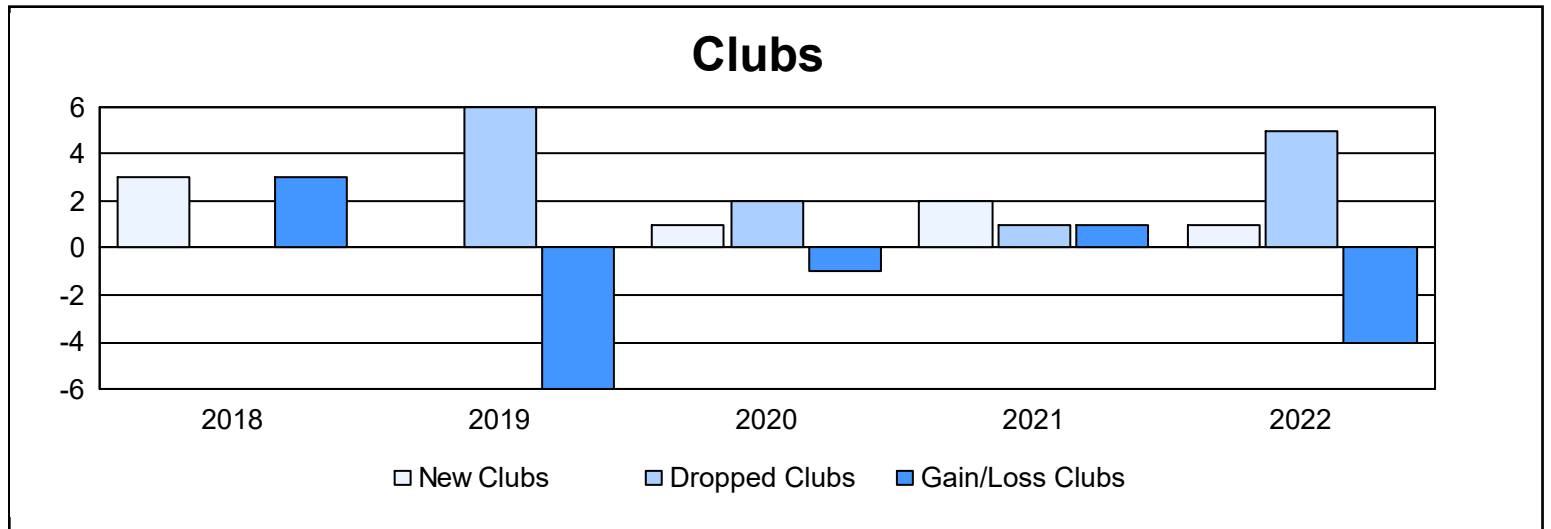
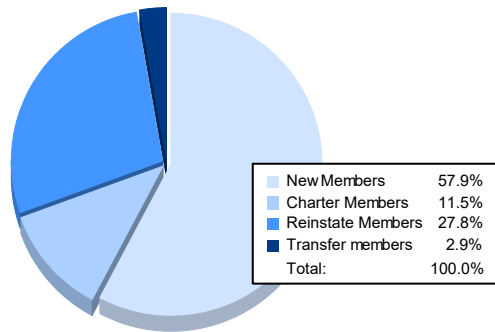


Year	New Clubs	Dropped Clubs	Gain/ Loss Clubs	New Members	Charter Members	Reinstate Members	Transfer Members	Total Member Added	Total Members Dropped	Gain/ Loss Members
2017-2018	3	0	3	303	72	27	9	411	262	149
2018-2019	0	6	-6	150	23	20	16	209	430	-221
2019-2020	1	2	-1	86	35	35	1	157	251	-94
2020-2021	2	1	1	165	50	22	6	243	231	12
2021-2022	1	5	-4	121	24	58	6	209	366	-157
<b>Average</b>	<b>1</b>	<b>3</b>	<b>-1</b>	<b>165</b>	<b>41</b>	<b>32</b>	<b>8</b>	<b>246</b>	<b>308</b>	<b>-62</b>



### Membership Composition June 2022 Cumulative



### Gender Composition June 2022 Cumulative

